

ពិសោធន៍ទី១: លក្ខណៈចំលងអគ្គិសនីក្នុងពីរវិមាត្រ

Write the numbers from 0 to 9 in the following table:


0	1	2	3	4	5	6	7	8	9

Part A. "Warm-up" (1 points)

A.1 (0.2 pt)
 Drawing:

A.2 (0.4 pt)

<i>I</i>			




A.3 (0.1 pt)

A.4 (0.1 pt)

A.5 (0.1 pt)

A.6 (0.1 pt)

B.1 (0.6 pt)




B.2 (0.1 pt)

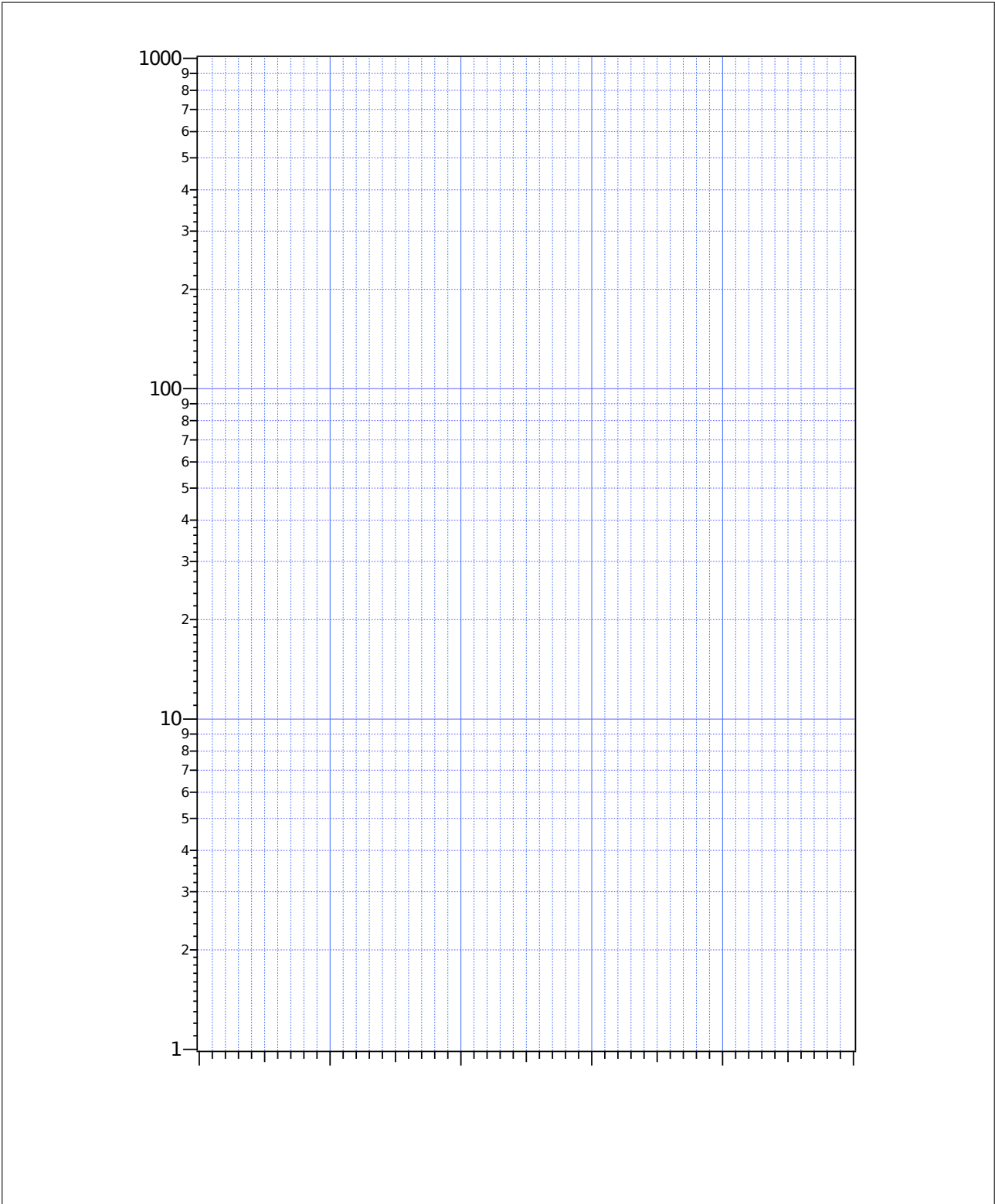
B.3 (0.4 pt)

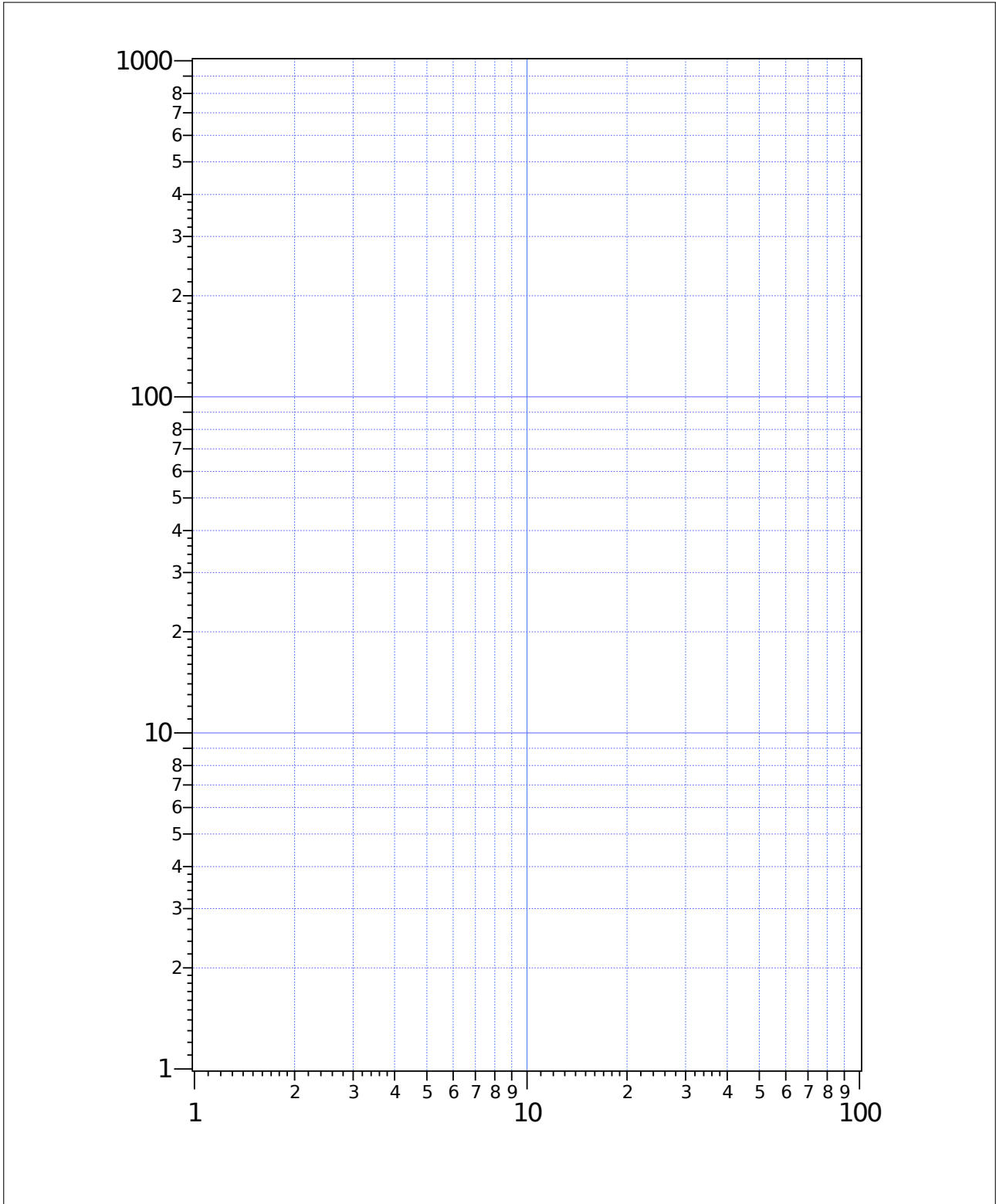
C.1 (0.1 pt)

E.1 (1.0 pt)

E.2 (0.6 pt)








--

F.1 (0.4 pt)


F.2 (0.3 pt)



F.3 (0.2 pt)

F.4 (0.1 pt)

F.7 (0.3 pt)



F.8 (0.3 pt)

F.9 (0.1 pt)

F.10 (0.1 pt)