


A.2 (1.1 pt)

Grafiek A.2: N_1, N_2 vs. A_D



A.3 (1.0 pt)


$A_{D, \text{crit.}} =$

Deel B. Kalibratie (3.2 punten)

B.1 (0.5 pt)

Schets van de opstelling:

B.3 (1.0 pt)
Grafiek B.3: A vs. A_D



B.4 (0.8 pt)
Functie $A(A_D)$:

Parameters van de curve:

B.5 (0.1 pt)

$A_{\text{crit.}} =$

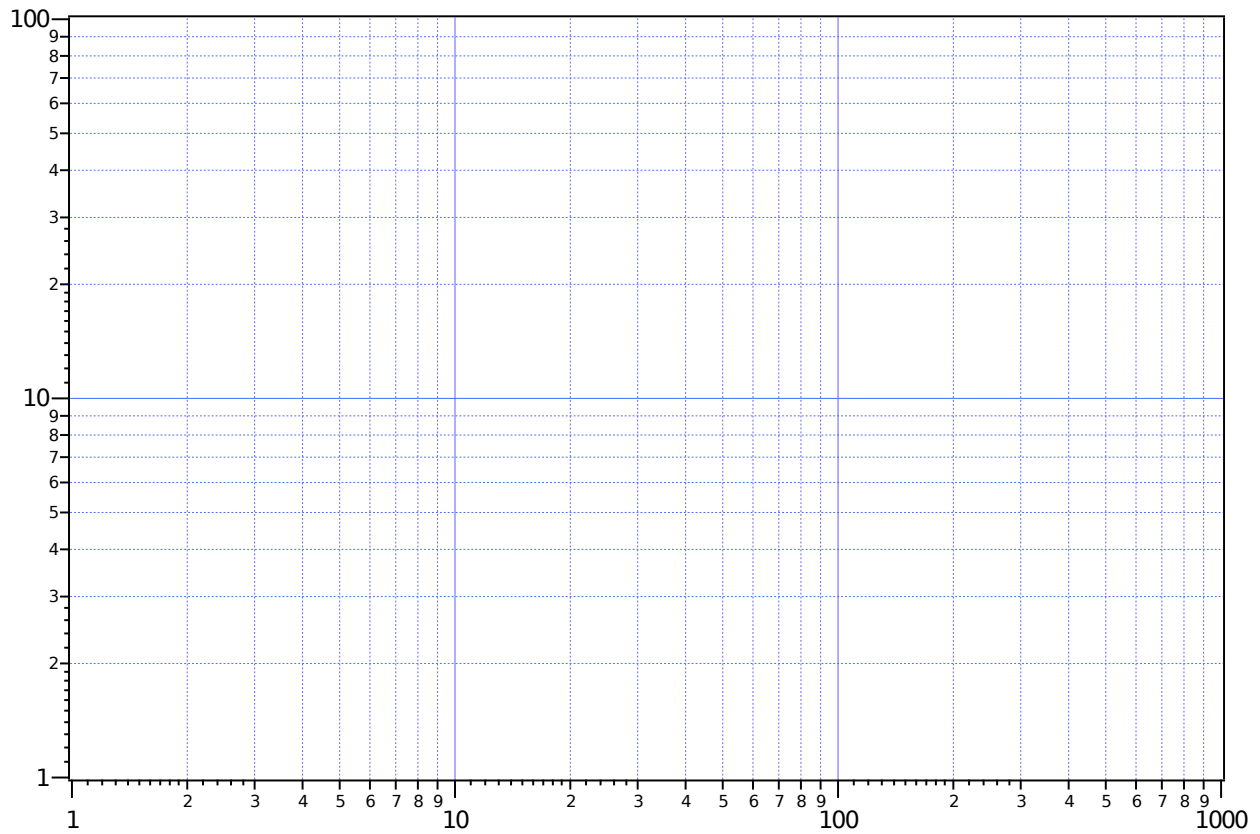
Deel C. Kritische exponent (3.5 punten)

C.1 (1.1 pt)


C.2 (1.0 pt)

Geef $\frac{N_1 - N_2}{N_1 + N_2}$ vs. $|A^2 - A_c^2|$ weer in **Grafiek C.2a** of **Grafiek C.2b**.

Grafiek C.2a dubbel logaritmisch papier



Grafiek C.2b lineair papier



C.3 (1.4 pt)

$b =$

$\Delta b =$