


A.2 (1.1 pt)

Graf A.2: N_1, N_2 v závislosti na A_D



A.3 (1.0 pt)

$A_{D, \text{crit.}} =$


Část B. Kalibrace (3,2 bodů)

B.1 (0.5 pt)

Náčrt experimentu:

B.3 (1.0 pt)

Graf B.3: A v závislosti na A_D



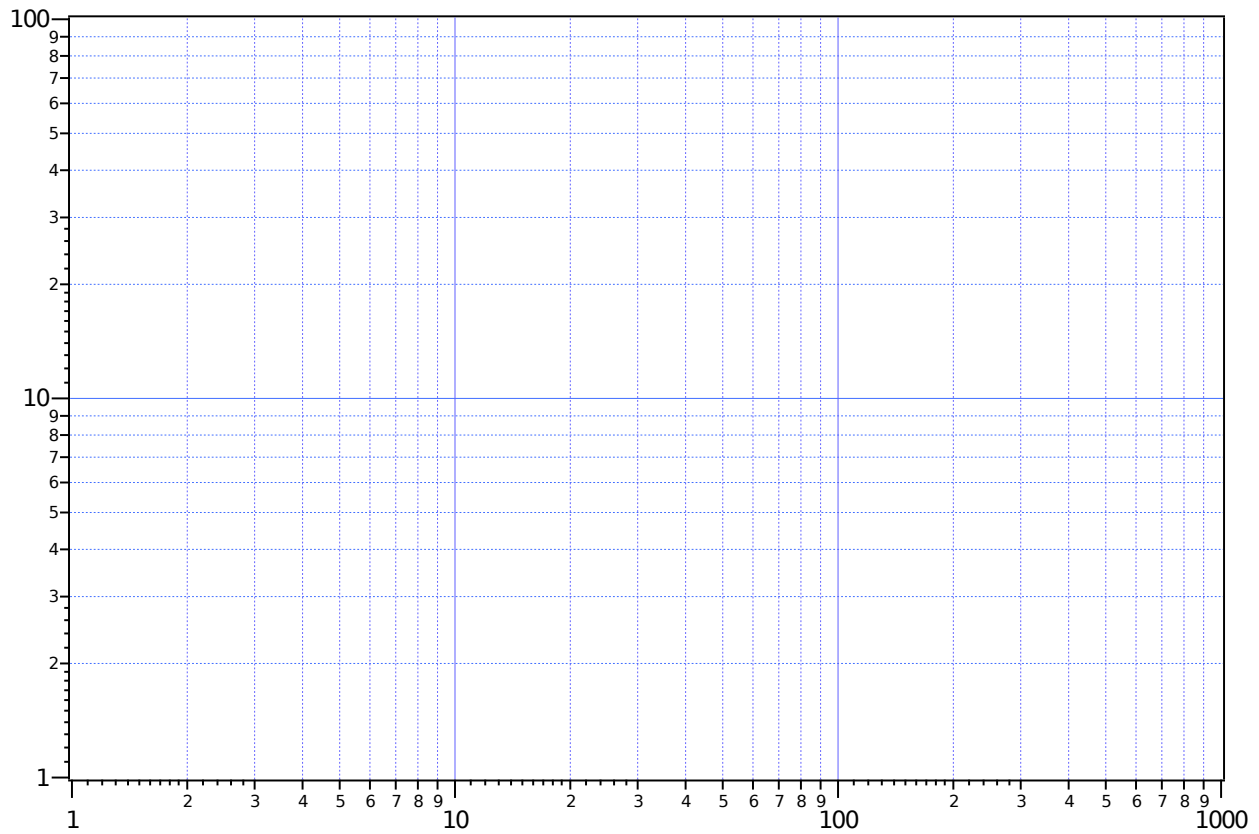
B.4 (0.8 pt)
Funkce $A(A_D)$:

Parametry křivky


B.5 (0.1 pt)

$A_{\text{crit.}} =$

Graf C.2a log-log milimetrový papír



Graf C.2b lineární milimetrový papír



C.3 (1.4 pt)

$b =$

$\Delta b =$