



A.2 (1.1 pt)

Gráfica A.2: N_1, N_2 vs. A_D



B.3 (1.0 pt)
Gráfica B.3: A vs. A_D



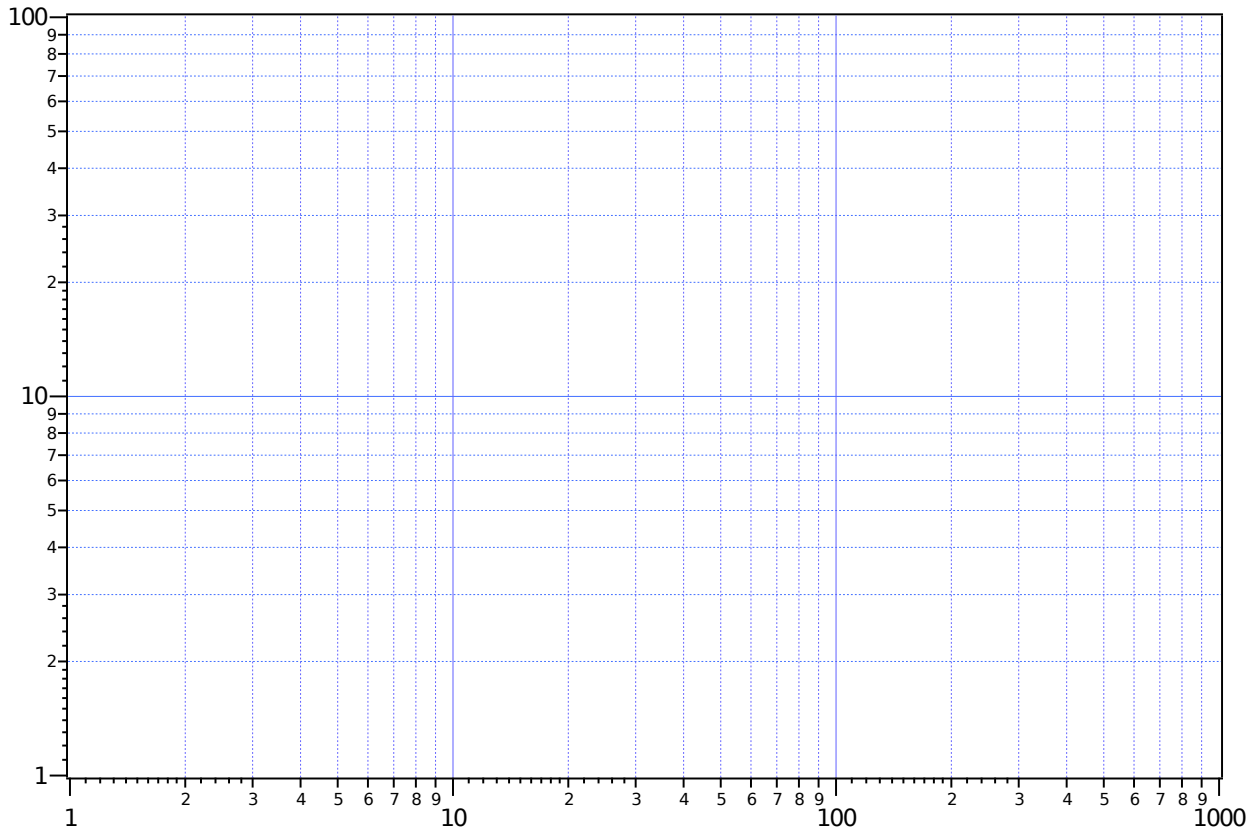
B.4 (0.8 pt)
Función $A(A_D)$:

Parámetros de la curva:


B.5 (0.1 pt)

$A_{\text{crit.}} =$

Gráfica C.2a papel Log - Log.



Gráfica C.2b papel lineal



C.3 (1.4 pt)

$b =$

$\Delta b =$