


A.2 (1.1 pt)

Graph A.2: N_1, N_2 vs. A_D



A.3 (1.0 pt)


$A_{D, \text{krit.}}$ =

Teil B. Kalibration (3,2 Punkte)

B.1 (0.5 pt)

Skizze des Versuchsaufbaus:

B.3 (1.0 pt)
Graph B.3: A vs. A_D



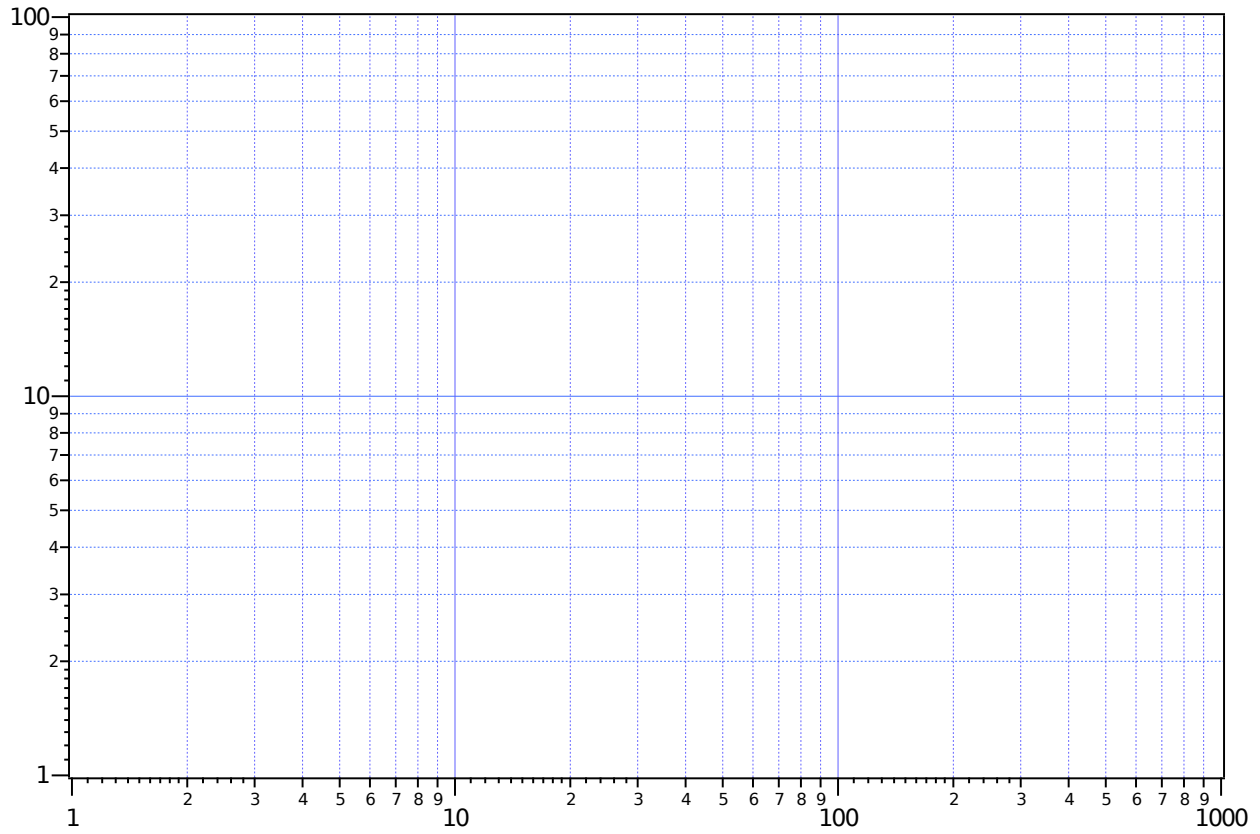
B.4 (0.8 pt)
Funktion $A(A_D)$:

Die Parameter der Kurve:


B.5 (0.1 pt)

$A_{\text{krit.}} =$

Graph C.2a doppelt logarithmisches Papier



Graph C.2b lineares Papier



C.3 (1.4 pt)

$b =$

$\Delta b =$