


A.2 (1.1 pt)

Graph A.2: N_1, N_2 vs. A_D



A.3 (1.0 pt)

$A_{D, \text{crit.}} =$


Časť B: Kalibrácia (3,2 bodu)

B.1 (0.5 pt)

Nakreslite obrázok usporiadania:

B.3 (1.0 pt)

Graph B.3: A v závislosti od A_D



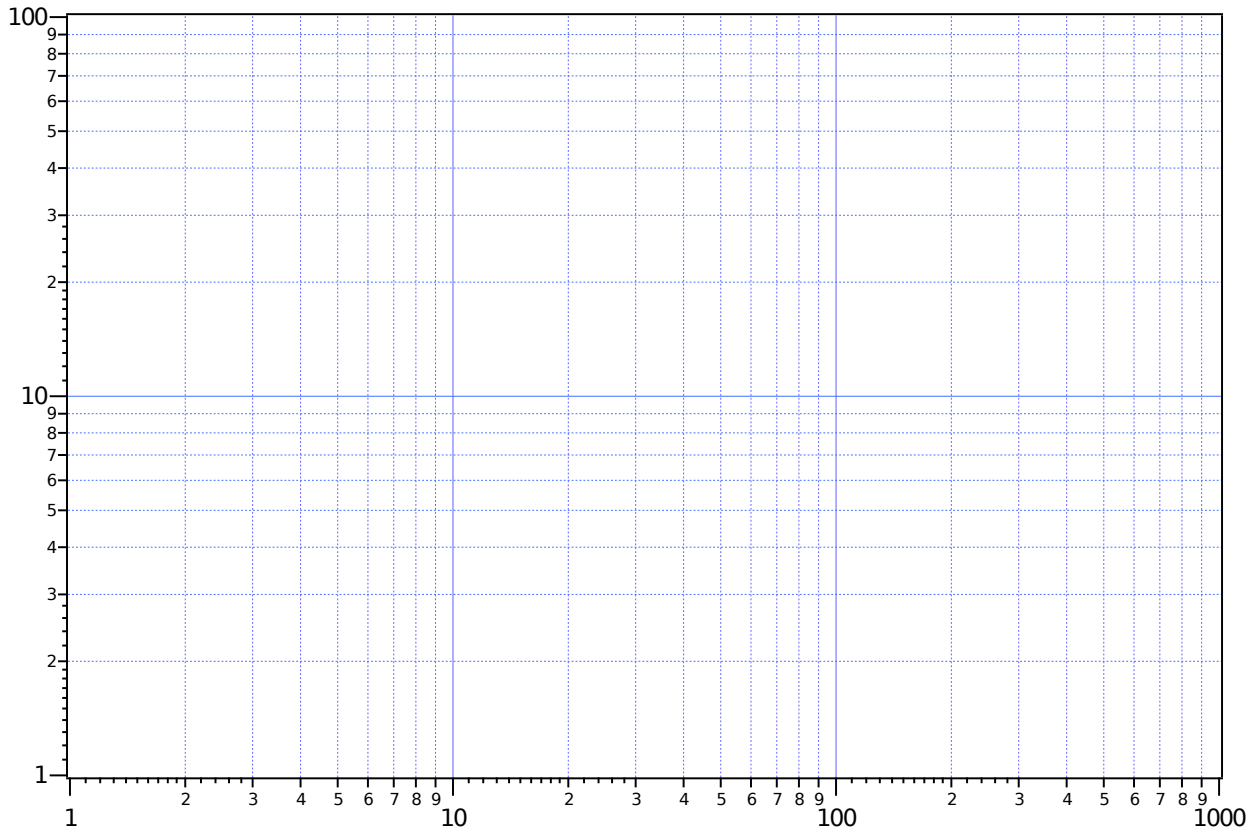
B.4 (0.8 pt)
Funkcia $A(A_D)$:

Parametre krivky:


B.5 (0.1 pt)

$A_{\text{crit.}} =$

Graph C.2a log-log stupnica



Graph C.2b lineárna stupnica



C.3 (1.4 pt)

$b =$

$\Delta b =$