


A.2 (1.1 pt)

Graph A.2: N_1, N_2 vs. A_D



A.3 (1.0 pt)


$A_{D, \text{crit.}} =$

Kısım B. Kalibrasyon (3.2 puan)

B.1 (0.5 pt)

Düzenegin şekli

B.3 (1.0 pt)
Graph B.3: A vs. A_D



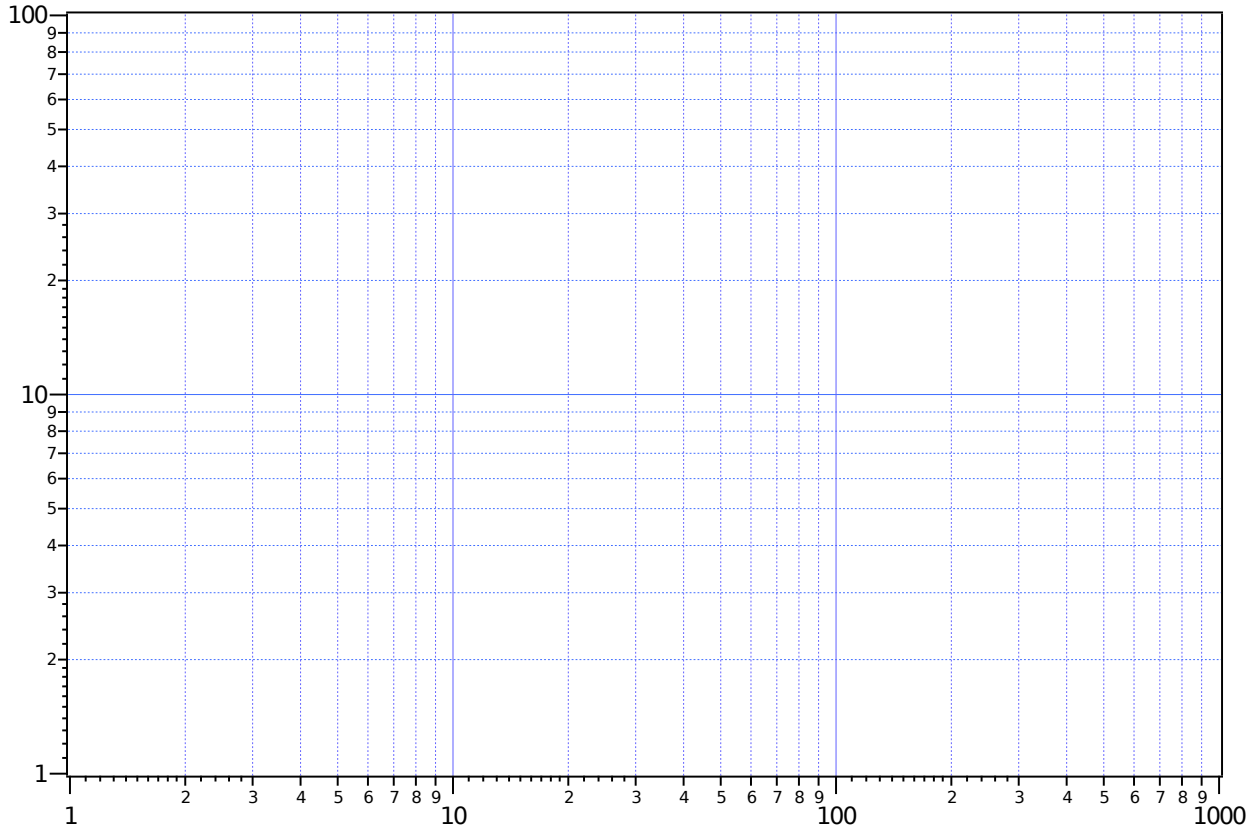
B.4 (0.8 pt)
Fonksiyon $A(A_D)$:

Eğrinin parametreleri:


B.5 (0.1 pt)

$A_{\text{crit.}} =$

Graph C.2a log-log grafik kağıdı



Graph C.2b lineer grafik kağıdı



C.3 (1.4 pt)

$b =$

$\Delta b =$