

Large Hadron Collider (10 points)

Please read the general instructions in the separate envelope before you start this problem.

In this task, the physics of the LHC (Large Hadron Collider) particle accelerator at CERN is discussed. CERN is the world's largest particle physics laboratory. Its main goal is to gain insight into the fundamental laws of nature. Two beams of particles are accelerated to high energies, guided around the accelerator ring by a strong magnetic field and then made to collide with each other. The protons are not spread uniformly around the circumference of the accelerator, but are clustered in bunches. The resulting particles generated in the collisions are observed with large detectors. Some parameters of the LHC can be found in table 1.

LHC ring	
Circumference of ring	26659 m
Number of bunches per proton beam	2808
Number of protons per bunch	1.15×10^{11}
Proton beams	
Energy of protons	7.00 TeV
Centre of mass energy	14.0 TeV

Table 1: Typical numerical values of relevant LHC parameters.

Particle physicists use convenient units for energy, momentum and mass: the energy is measured in electron volts [eV]. By definition, 1 eV is the amount of energy gained by a particle with elementary charge, e , moved through a potential difference of one volt ($1 \text{ eV} = 1.602 \cdot 10^{-19} \text{ kg m}^2\text{s}^{-2}$).

The momentum is measured in units of eV/c and the mass in units of eV/c^2 , where c is the speed of light in vacuum. Since 1 eV is a very small quantity of energy, particle physicists often use MeV ($1 \text{ MeV} = 10^6 \text{ eV}$), GeV ($1 \text{ GeV} = 10^9 \text{ eV}$) or TeV ($1 \text{ TeV} = 10^{12} \text{ eV}$).

Part A deals with the acceleration of protons or electrons. Part B is concerned with the identification of particles produced in the collisions at CERN.

Part A. LHC accelerator (6 points)

Acceleration:

Assume that the protons have been accelerated by a voltage V such that their velocity is very close to the speed of light and neglect any energy loss due to radiation or collisions with other particles.

A.1 Find the exact expression for the final velocity v of the protons as a function of the accelerating voltage V , and physical constants. 0.7pt

A design for a future experiment at CERN plans to use the protons from the LHC and to collide them with electrons which have an energy of 60.0 GeV.

- A.2** For particles with high energy and low mass, the relative deviation $\Delta = (c-v)/c$ of the final velocity v from the speed of light is very small. Find a first order approximation for Δ , and calculate Δ for electrons with an energy of 60.0 GeV, using the accelerating voltage V and physical constants. 0.8pt

We now return to the protons in the LHC. Assume that the beam pipe has a circular shape.

- A.3** Derive an expression for the uniform magnetic flux density B necessary to keep the proton beam on a circular track. The expression should only contain the energy of the protons E , the circumference L , fundamental constants and numbers. You may use suitable approximations if their effect is smaller than the precision given by the least significant digit. Calculate the magnetic flux density B for a proton energy of $E = 7.00$ TeV, neglecting interactions between the protons. 1.0pt

Radiated Power:

An accelerated charged particle radiates energy in the form of electromagnetic waves. The radiated power P_{rad} of a charged particle that circulates with a constant angular velocity depends only on its acceleration a , its charge q , the speed of light c and the permittivity of free space ϵ_0 .

- A.4** Use dimensional analysis to find an expression for the radiated power P_{rad} . 1.0pt

The real formula for the radiated power contains a factor $1/(6\pi)$; moreover, a full relativistic derivation gives an additional multiplicative factor γ^4 , with $\gamma = (1 - v^2/c^2)^{-\frac{1}{2}}$.

- A.5** Calculate P_{tot} , the total radiated power of the LHC, for a proton energy of $E = 7.00$ TeV (Note table 1). You may use suitable approximations. 1.0pt

Linear Acceleration:

At CERN, protons at rest are accelerated by a linear accelerator of length $d = 30.0$ m and through a potential difference of $V = 500$ MV. Assume that the electrical field is homogeneous. A linear accelerator consists of two plates as sketched in Figure 1.

A.6 Determine the time T that the protons take to pass through this field.

1.5pt

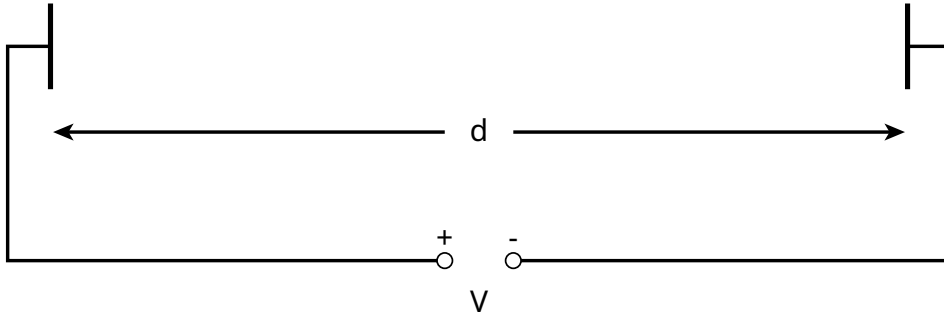


Figure 1: Sketch of an accelerator module.

Part B. Particle Identification (4 points)

Time of flight:

It is important to identify the high energy particles that are generated in the collision in order to interpret the interaction process. A simple method is to measure the time (t) that a particle with known momentum needs to pass a length l , in a so-called Time-of-Flight (ToF) detector. Typical particles which are identified in the detector, together with their masses, are listed in table 2.

Particle	Mass [MeV/c ²]
Deuteron	1876
Proton	938
charged Kaon	494
charged Pion	140
Electron	0.511

Table 2: Particles and their masses.

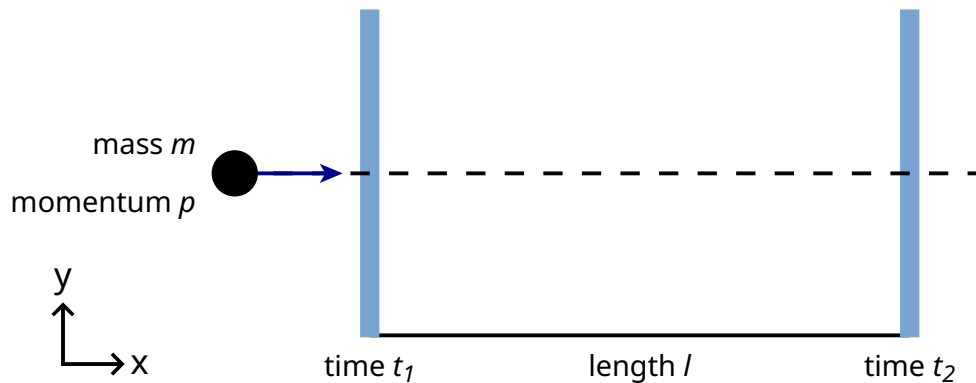
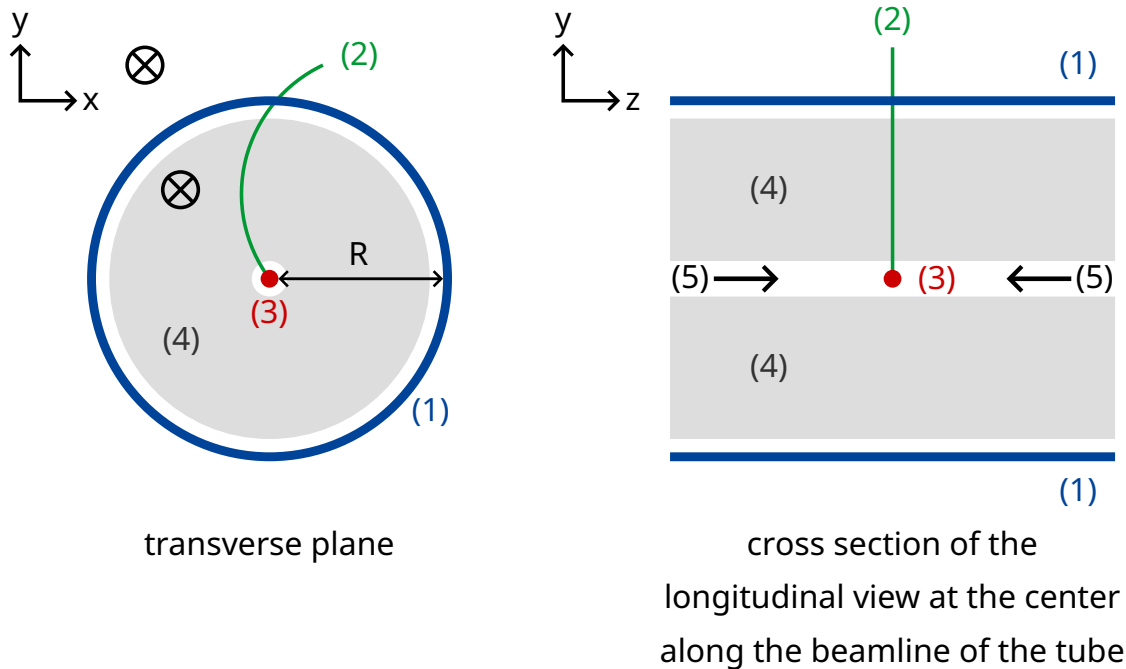


Figure 2: Schematic view of a time-of-flight detector.

- B.1** Express the particle mass m in terms of the momentum p , the flight length l and the flight time t , assuming that particles have elementary charge e and travel with velocity close to c on straight tracks in the ToF detector, and that they travel perpendicular to the two detection planes (see figure 2). 0.8pt

- B.2** Calculate the minimum length l of a ToF detector that allows one to safely distinguish a charged kaon from a charged pion, given that both their momenta are measured to be $1.00 \text{ GeV}/c$. For a good separation, it is required that the difference in the time-of-flight is larger than three times the time resolution of the detector. The typical resolution of a ToF detector is 150 ps ($1 \text{ ps} = 10^{-12} \text{ s}$). 0.7pt

In the following, particles produced in a typical LHC detector are identified in a two stage detector consisting of a tracking detector and a ToF detector. Figure 3 shows the setup in the planes transverse and longitudinal to the proton beams. Both detectors are tubes surrounding the interaction region, with the beams passing down the middle of the tubes. The tracking detector measures the trajectory of a charged particle, which passes through a magnetic field whose direction is parallel to the proton beams. The radius r of the trajectory allows one to determine the transverse momentum p_T of the particle. Since the collision time is known, the ToF detector only needs one tube to measure the flight time, which is measured from the collision point to the ToF tube. This ToF tube is situated just outside the tracking chamber. For this task you may assume that all particles created by the collision travel perpendicular to the proton beams, which means that the created particles have no momentum along the direction of the proton beams.



- (1) - ToF tube
- (2) - track
- (3) - collision point
- (4) - tracking tube
- (5) - proton beams
- ⊗ - magnetic field

Figure 3: Experimental setup for particle identification with a tracking chamber and a ToF detector. Both detectors are tubes surrounding the collision point in the middle. Left: transverse view perpendicular to the beamline. Right: longitudinal view parallel to the beam line. The particle is travelling perpendicular to the beam line.

B.3 Express the particle mass in terms of the magnetic flux density B , the radius R 1.7pt of the ToF tube, fundamental constants and the measured quantities: radius r of the track and time-of-flight t .

We detected four particles and want to identify them. The magnetic flux density in the tracking detector was $B = 0.500$ T. The radius R of the ToF tube was 3.70 m. Here are the measurements ($1 \text{ ns} = 10^{-9} \text{ s}$):

Particle	Radius of the trajectory r [m]	Time of flight t [ns]
A	5.10	20
B	2.94	14
C	6.06	18
D	2.31	25

B.4 Identify the four particles by calculating their mass.

0.8pt